
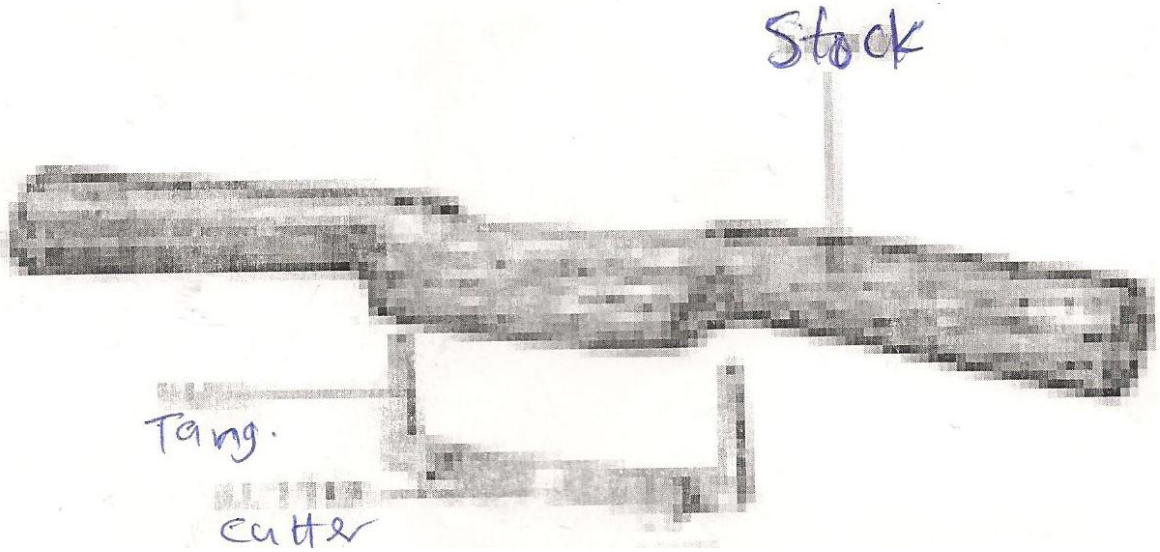
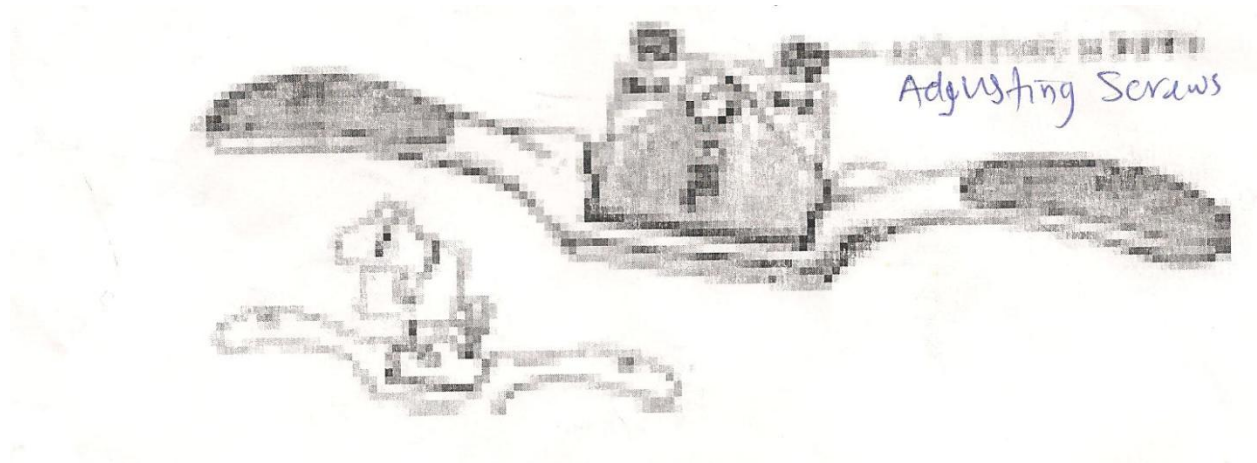


NATIONAL TECHNICAL CERTIFICATE EXAMINATION
FURNITURE MAKING (FURNITURE DESIGN AND CONSTRUCTION)

PAPER CODE 231 – 1 MAY/JUNE 2009

- (1) MAKE A NEAT SKETCH OF A METAL SPOKE SHAVE
A.





(B) LABEL FIVE PARTS OF SPOKE SHAVE

- (b) Parts
- (i) stocks
 - (ii) Face (Round or flat)
 - (iii) Raised handle
 - (iv) Cutting iron
 - (v) Cap iron
 - (vi) Releasing thumb screw
 - (vii) Adjustment screws.

(a) EXPLAIN TWO USES OF THE SPOKE SHAVE

- (c) Uses
- (i) smoothing flat convex edges and narrow surfaces.
 - (ii) For compound curves and for plating stopped chamfers.

(3) DEFINE THE FOLLOWING TERMS.

- (a) Fly
- (b) Buttoning
- © piping
- (d) Pattern repeat.

3a. Fly: - An over lapping fold of cloth that hides a zipper, buttons, or other fastening apparel.

- a. Buttoning: - To furnish with a button or buttons as in upholstery chairs or panel.
- b. Piping: - A rounded strip of cloth used for trimming furniture covers made of fabrics.
- c. Pattern repeat: - Formation of geometrical pattern in upholstery.

(4). Explain the following materials.

- (a) Cord
- (b) Tack
- (c) Web
- (d) Burlap

4a. Cord- A strip or small rope of twisted strand or fibers.

b. Tack- smooth, flat headed nail-like used for all general utility purposes.

c. Web- A textile fabric, especially one being woven on a loom

d. Burlap- A type of cloth woven from jute yarn.

(5) State and describe four type of joint in furniture.

1. Four types of furniture joints
1. Dovetailed joint- consist of one or more dovetails cut on the end of one member and a number of projections called pins on the end of the other piece which are cut to fit into the reacea (pin socket) on each side of the dovetails.
2. Comb joint- consists of series of alternative notches and square pins of the same width which interlock in the assembled joint. Used in box construction.
3. Housed joints- consist of sinking the end or edge of one member into a trench or groove in the face of another member. Used chiefly for fixing shelves or divisions in cabinets.
4. Carcasses pinned – the end of the partition piece is divided into a number of short tendons which fit into suitable mortises in the top and bottom pieces. The tendons may pass through the bottom to be wedge, thus making the joint stronger. Used in carcasses construction for fixing portion where all members are of solid timber or think plywood.
5. Miter- made by beveling each of two surface to be joined usually at 45` angle to form a 90` corner. Used in corner of frames and cabinet.